


Your guide to minimising employee absence

Early intervention makes sound business sense

Long-term sickness can cause significant difficulties for businesses of any size. And while you can't prevent sickness and absence altogether, early intervention can help employees return to work successfully.

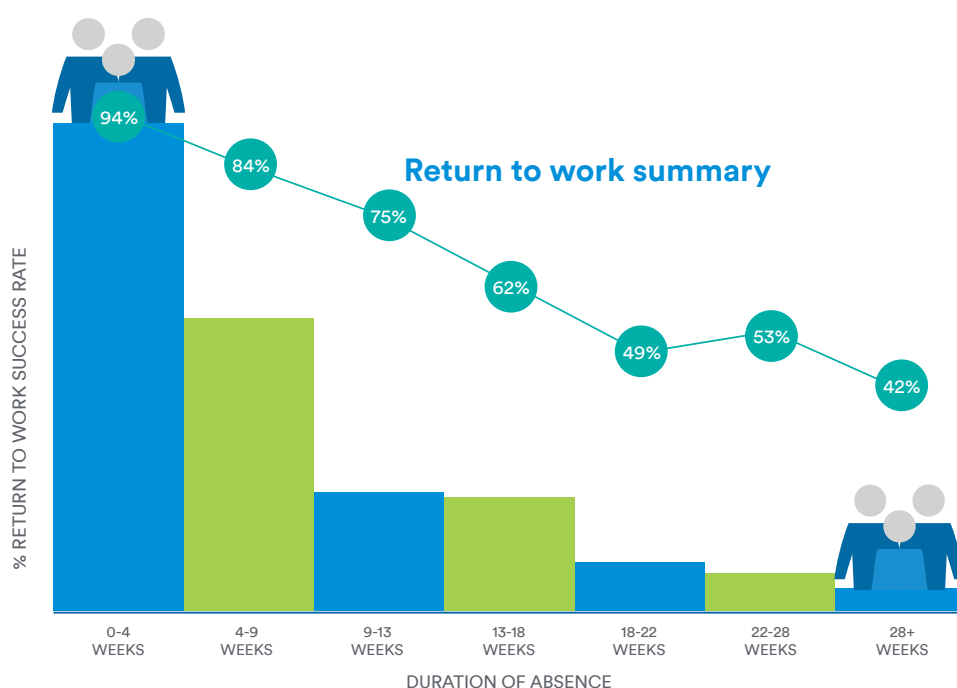


The earlier you notify us... the sooner employees return to work.

Early intervention is proven to reduce absence levels by helping colleagues return to work more quickly.

94% of employees return to work when we are notified of their absence within the first four weeks¹.

¹Based on MetLife claims data to October 2018



Working in partnership to help individuals return to work

MetLife's long term partnership with Health Claims Bureau (HCB) enables us to help resolve difficult and often emotive situations.

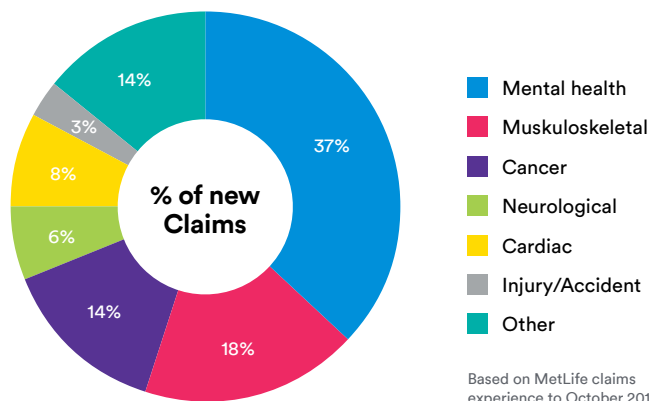
Our shared goals:

- Provide the employee with a safe, independent environment in which to share their challenges
- Help the employer with an outline of timescales and practical steps that they can take to support a return to work (where appropriate)
- Ensure comprehensive updates at each stage

How we help you to manage employee absence:

- By working together, we can focus on understanding each employee's needs to help them on the road to recovery
- We provide an impartial and confidential space in which to identify the employee's problems and discuss how to support them
- We can recommend clinical support and provide access to expert counselling and support guides
- Our ongoing support ensures employees achieve a sustainable return to work as early as possible

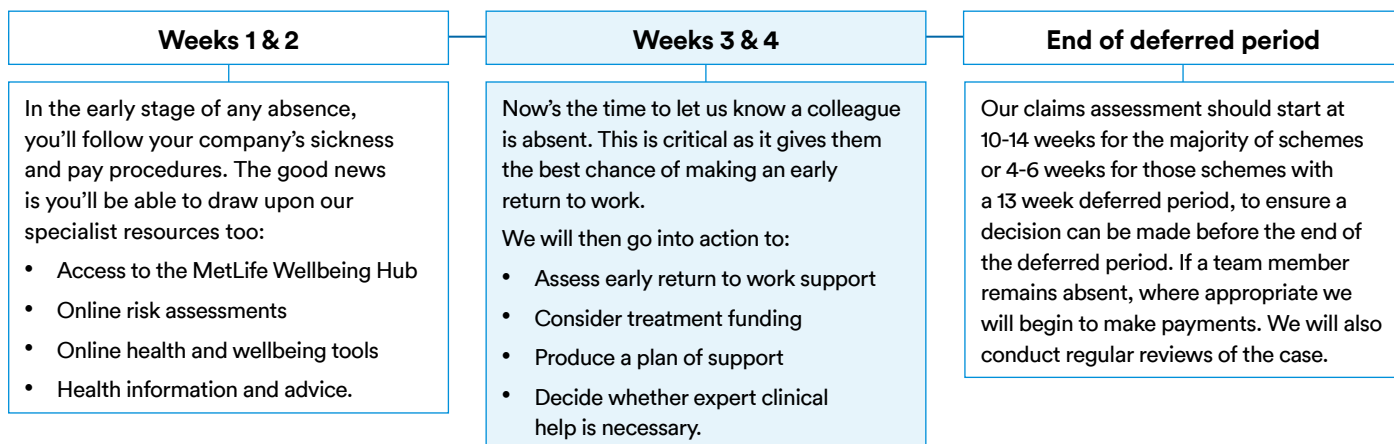
We offer support whatever the diagnosis may be



Helping you to manage employee absence

MetLife's expert team are fully equipped to help you manage employee absence. Our early intervention specialists can help employees back to work before their absence turns into a claim. In our experience, this is true in around two-thirds of cases. Our ongoing support ensures team members return to work as early as possible.

Early Intervention Support Timeline



Help your employees improve their wellbeing

To discuss a case with us, simply contact your dedicated claims specialist or the claims team on **0800 917 1222** or email us at **ebclaims@metlife.uk.com**



Products and services are offered by MetLife Europe d.a.c. which is an affiliate of MetLife, Inc. and operates under the "MetLife" brand. MetLife Europe d.a.c. is a private company limited by shares and is registered in Ireland under company number 415123. Registered office at 20 on Hatch, Lower Hatch Street, Dublin 2, Ireland. UK branch office at One Canada Square, Canary Wharf, London E14 5AA. Branch registration number: BR008866. MetLife Europe d.a.c. (trading as MetLife) is authorised by the Central Bank of Ireland and subject to limited regulation by the Financial Conduct Authority and Prudential Regulation Authority. Details about the extent of our regulation are available from us on request. www.metlife.co.uk
COMP2556.1.APR2019