



MetLife Managed Wealth Portfolios – Daily Content Report

The MetLife Managed Wealth Portfolios provide four different levels of volatility exposure.

For detailed information on each of the available funds, please refer to the individual fact sheets available on the MetLife website www.metlife.co.uk.

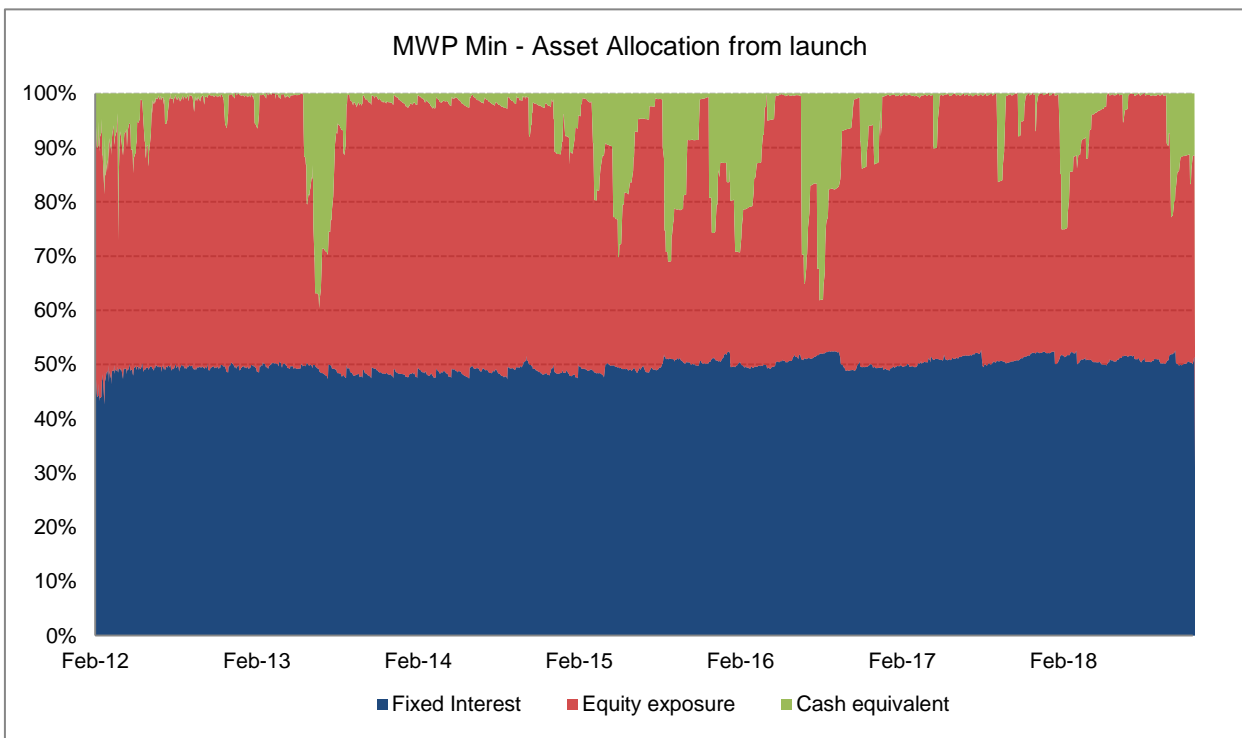
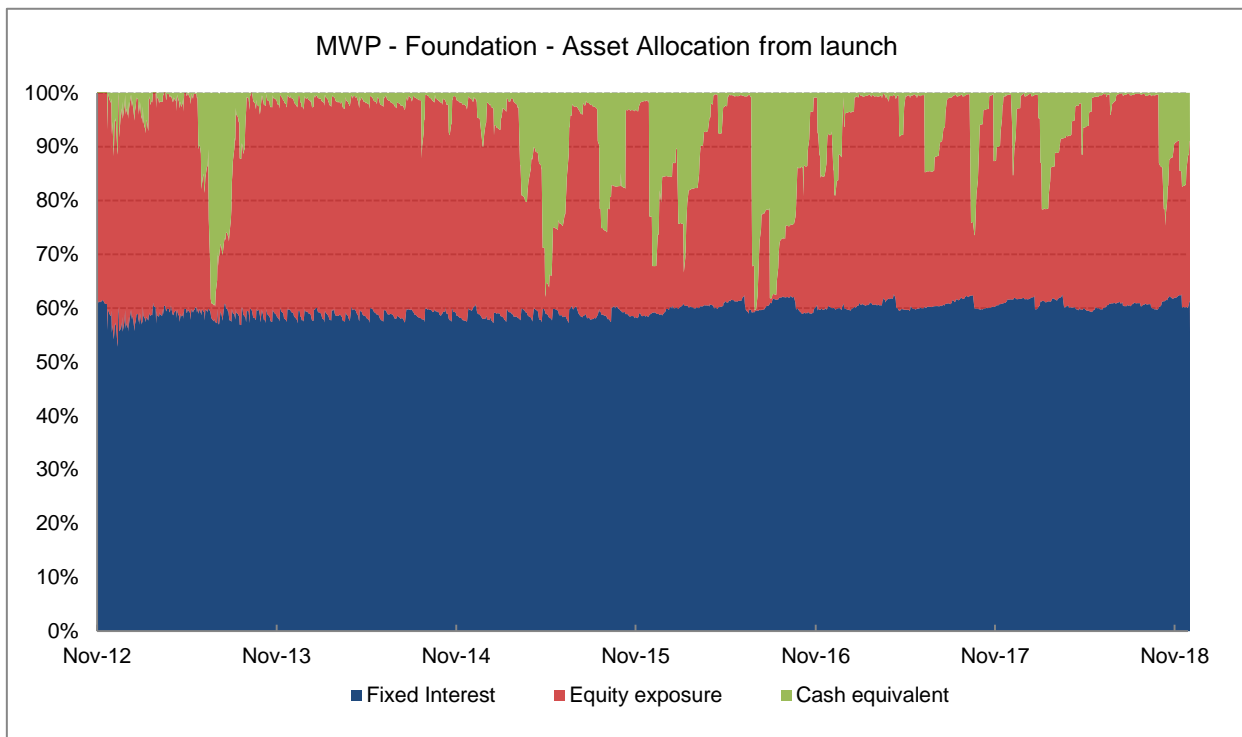
It is important to understand that the level of equity exposure can change on a daily basis depending on the level of volatility in financial markets and this will have a bearing on the potential returns available through the funds.

The table below shows the equity exposure for each of the Managed Wealth Portfolios.

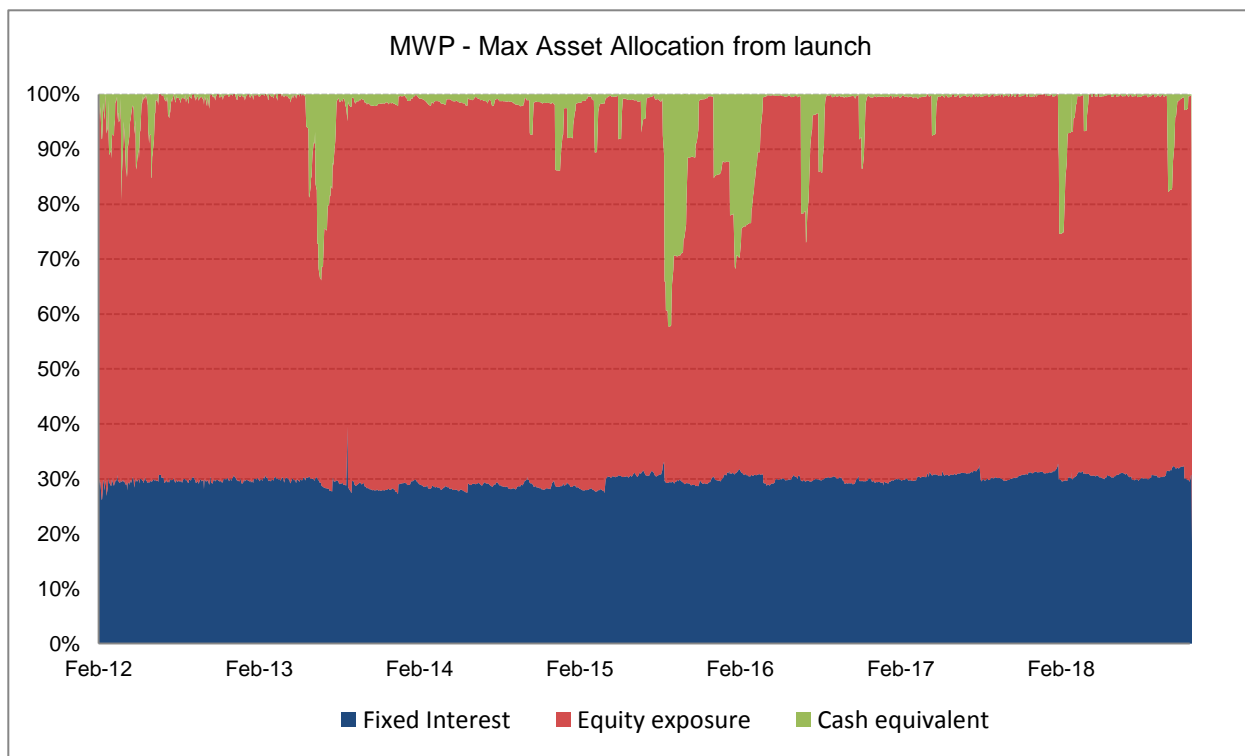
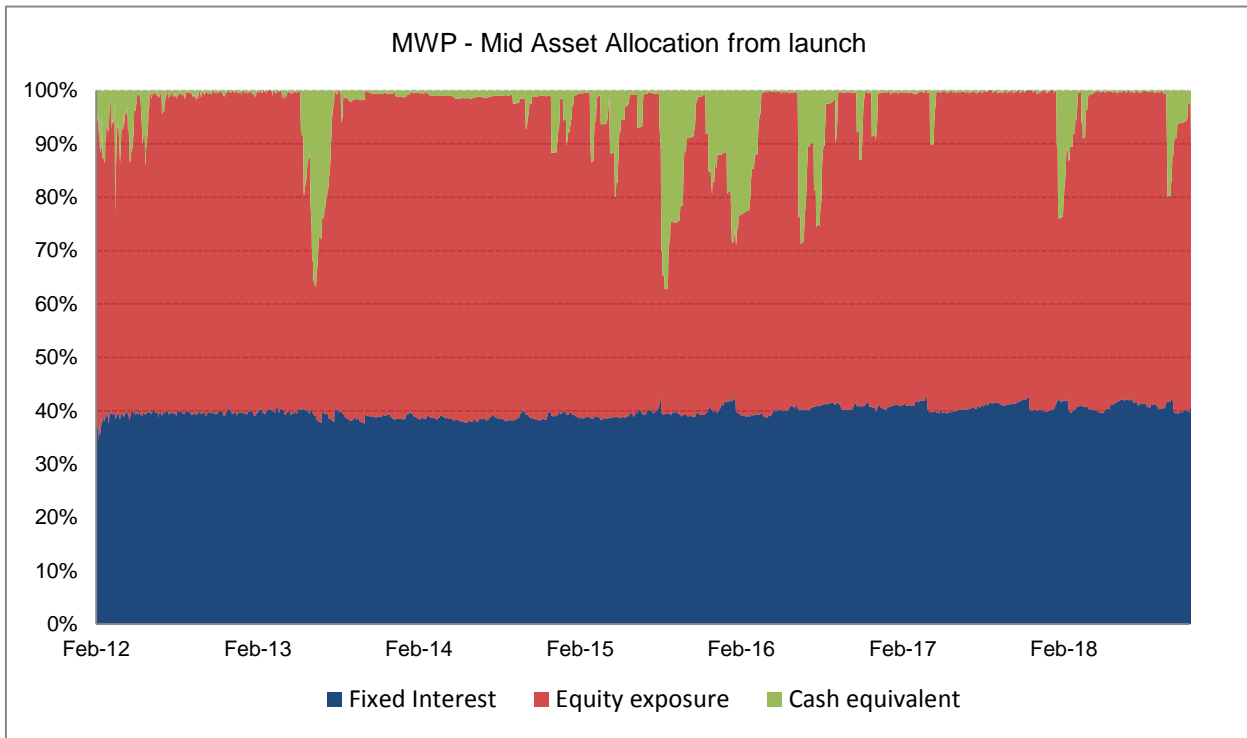
The data shown applies to the close of day on 7th December 2018.

Fund Name	Equity exposure	Fixed Interest	Cash
Managed Wealth Portfolio- Fdn	29.85%	61.24%	8.91%
Managed Wealth Portfolio- Min	37.30%	51.25%	11.46%
Managed Wealth Portfolio- Mid	49.45%	40.94%	9.61%
Managed Wealth Portfolio- Max	59.76%	30.65%	9.59%

MetLife Managed Wealth Portfolios – Historical Asset Exposure



MetLife Managed Wealth Portfolios – Historical Asset Exposure



0800 917 2221

metlife.co.uk

Products and services are offered by MetLife Europe d.a.c. which is an affiliate of MetLife, Inc. and operates under the "MetLife" brand.

MetLife Europe d.a.c. is a private company limited by shares and is registered in Ireland under company number 415123. Registered office at 20 on Hatch, Lower Hatch Street, Dublin 2, Ireland. UK branch office at One Canada Square, Canary Wharf, London E14 5AA. Branch registration number: BR008866. MetLife Europe d.a.c. (trading as MetLife) is authorised by the Central Bank of Ireland and subject to limited regulation by the Financial Conduct Authority (FCA) and Prudential Regulation Authority (PRA). Details about the extent of our regulation by the FCA and PRA are available from us on request. www.metlife.co.uk



Navigating Life together